

# Health Monitoring Report

## RIKEN BioResource Research Center

RIKEN BioResource Research Center adopts the sentinel mouse program, which is specialized for the micro isolator cage system. A sentinel mouse cage containing four mice is laid on a microisolator cage rack and small parts of dirty beddings from all cages of the rack are collected into the sentinel mouse cage every two weeks. One mouse from a sentinel cage is subjected to the examination bimonthly for our examination.

Our items to be examined are classified into four classes shown in the table below. All sentinel mice are tested under the class A and B. Sentinel mice kept in the room for immuno-deficient mice are screened on the class C as well. The class D contains a weak pathogen (MNV) or the certain pathogens that are believed not to exist in the Japanese mouse colonies hence mice are submitted to class D examination by request at recipient's charge.

Top row of health report indicates the index code of the sentinel animals tested. First two letters mean the room number, and the last letter means the rack code.

For example;

If the index code is 3-1-A, the sentinel mouse tested is from the room "3-1" rack "A".

Class	Microorganisms
A	<i>C.piliforme</i> , Ectromelia virus, Hantaan virus, Lymphocytic choriomeningitis virus (LCMV), Mouse hepatitis virus (MHV), <i>M.pulmonis</i> , Sendai virus (HVJ)
B	<i>C.kutscheri</i> , <i>C.rodentium</i> , <i>F.rodentium</i> ("CAR bacillus") <i>P.pneumotropica</i> , <i>Salmonella</i> spp., <i>H.bilis</i> , <i>H.hepaticus</i> , Dermatophytes, Ectoparasites, Intestinal protozoa, Pinworms
C	<i>P.aeruginosa</i> , <i>S.aureus</i> , <i>P.murina</i>
D	Lactate dehydrogenase elevating virus (LDHEV), Mouse adenovirus (MAV type 1 & 2), Mouse cytomegalovirus (MCMV), Mouse minute virus (MMV), Mouse parvovirus (MPV), Mouse norovirus (MNV), Mouse polyoma virus (Poly), Mouse rotavirus (EDIM), Pneumonia virus of mice (PVM), Reovirus type 3 (Reo3), Theiler's mouse encephalomyelitis virus (TMEV/GDVII)

Fumio Ike, Ph.D.  
 Experimental Animal Division  
 RIKEN BioResource Research Center  
 3-1-1 Koyadai, Tsukuba, Ibaraki 305-0074 JAPAN  
 Phone: +81-29-836-5264  
 FAX: +81-29-836-9010  
 E-Mail: [ike@brc.riken.jp](mailto:ike@brc.riken.jp)

# HEALTH REPORT

1/5

Facility: RIKEN BRC Experimental Animal Division

Testdate: April 15, 2019

Examination No: 19002

Class	Pathogens	Methods	Sentinel Animals: BALB/cA-nu/+ ♀									
			3-A-A	3-A-B	3-A-C	3-A-D	3-A-E	3-A-F	3-A-G	3-A-H	3-A-I	3-A-J
A	Mouse hepatitis virus	Serology	0/1	0/1	0/1	0/1	0/1	0/1	0/1	0/1	0/1	0/1
	Sendai virus	Serology	0/1	0/1	0/1	0/1	0/1	0/1	0/1	0/1	0/1	0/1
	<i>Clostridium piliforme</i>	Serology	0/1	0/1	0/1	0/1	0/1	0/1	0/1	0/1	0/1	0/1
	Hantaan virus	Serology	0/1	0/1	0/1	0/1	0/1	0/1	0/1	0/1	0/1	0/1
	Ectromelia virus	Serology	0/1	0/1	0/1	0/1	0/1	0/1	0/1	0/1	0/1	0/1
	Lymphocytic choriomeningitis virus	Serology	0/1	0/1	0/1	0/1	0/1	0/1	0/1	0/1	0/1	0/1
	<i>Mycoplasma pulmonis</i>	Serology	0/1	0/1	0/1	0/1	0/1	0/1	0/1	0/1	0/1	0/1
Cultivation		0/1	0/1	0/1	0/1	0/1	0/1	0/1	0/1	0/1	0/1	
A/B	<i>Salmonella</i> spp.	Cultivation	0/1	0/1	0/1	0/1	0/1	0/1	0/1	0/1	0/1	0/1
B	<i>Citrobacter rodentium</i>	Cultivation	0/1	0/1	0/1	0/1	0/1	0/1	0/1	0/1	0/1	0/1
	<i>Corynebacterium kutscheri</i>	Cultivation	0/1	0/1	0/1	0/1	0/1	0/1	0/1	0/1	0/1	0/1
	<i>Pasteurella pneumotropica</i>	Cultivation	0/1	0/1	0/1	0/1	0/1	0/1	0/1	0/1	0/1	0/1
	Dermatophytes	Cultivation	0/1	0/1	0/1	0/1	0/1	0/1	0/1	0/1	0/1	0/1
	<i>Filobacterium rodentium</i> *	Serology	0/1	0/1	0/1	0/1	0/1	0/1	0/1	0/1	0/1	0/1
	Ectoparasites	Microscopy	0/1	0/1	0/1	0/1	0/1	0/1	0/1	0/1	0/1	0/1
	Intestinal protozoa	Microscopy	0/1	0/1	0/1	0/1	0/1	0/1	0/1	0/1	0/1	0/1
	Pinworms	Microscopy	0/1	0/1	0/1	0/1	0/1	0/1	0/1	0/1	0/1	0/1
	<i>Helicobacter bilis</i>	PCR	0/1	0/1	0/1	0/1	0/1	0/1	0/1	0/1	0/1	0/1
<i>Helicobacter hepaticus</i>	PCR	0/1	0/1	0/1	0/1	0/1	0/1	0/1	0/1	0/1	0/1	
C	<i>Pseudomonas aeruginosa</i>	Cultivation	0/1	0/1	0/1	0/1	0/1	0/1	0/1	0/1	0/1	0/1
	Gross lesion		0/1	0/1	0/1	0/1	0/1	0/1	0/1	0/1	0/1	0/1


\* Formerly known as "CAR bacillus"

**RIKEN BioResource Research Center**

Experimental Animal Division

3-1-1 Koyadai, Tsukuba, Ibaraki, 305-0074, JAPAN

Phone: +81-29-836-5264 FAX: +81-29-836-9010



Fumio Ike, Ph.D.

# HEALTH REPORT

2/5

Facility: RIKEN BRC Experimental Animal Division


Testdate: April 15, 2019

Examination No: 19002

Class	Pathogens	Methods	Sentinel Animals: BALB/cA-nu/+ ♀										
			3-A-K	3-A-L	3-B-A	3-B-B	3-B-C	3-B-D	3-B-E	3-B-F	3-B-G	3-B-H	
A	Mouse hepatitis virus	Serology	0/1	0/1	0/1	0/1	0/1	0/1	0/1	0/1	0/1	0/1	0/1
	Sendai virus	Serology	0/1	0/1	0/1	0/1	0/1	0/1	0/1	0/1	0/1	0/1	0/1
	<i>Clostridium piliforme</i>	Serology	0/1	0/1	0/1	0/1	0/1	0/1	0/1	0/1	0/1	0/1	0/1
	Hantaan virus	Serology	0/1	0/1	0/1	0/1	0/1	0/1	0/1	0/1	0/1	0/1	0/1
	Ectromelia virus	Serology	0/1	0/1	0/1	0/1	0/1	0/1	0/1	0/1	0/1	0/1	0/1
	Lymphocytic choriomeningitis virus	Serology	0/1	0/1	0/1	0/1	0/1	0/1	0/1	0/1	0/1	0/1	0/1
	<i>Mycoplasma pulmonis</i>	Serology	0/1	0/1	0/1	0/1	0/1	0/1	0/1	0/1	0/1	0/1	0/1
Cultivation		0/1	0/1	0/1	0/1	0/1	0/1	0/1	0/1	0/1	0/1	0/1	
A/B	<i>Salmonella</i> spp.	Cultivation	0/1	0/1	0/1	0/1	0/1	0/1	0/1	0/1	0/1	0/1	0/1
B	<i>Citrobacter rodentium</i>	Cultivation	0/1	0/1	0/1	0/1	0/1	0/1	0/1	0/1	0/1	0/1	0/1
	<i>Corynebacterium kutscheri</i>	Cultivation	0/1	0/1	0/1	0/1	0/1	0/1	0/1	0/1	0/1	0/1	0/1
	<i>Pasteurella pneumotropica</i>	Cultivation	0/1	0/1	0/1	0/1	0/1	0/1	0/1	0/1	0/1	0/1	0/1
	Dermatophytes	Cultivation	0/1	0/1	0/1	0/1	0/1	0/1	0/1	0/1	0/1	0/1	0/1
	<i>Filobacterium rodentium</i> *	Serology	0/1	0/1	0/1	0/1	0/1	0/1	0/1	0/1	0/1	0/1	0/1
	Ectoparasites	Microscopy	0/1	0/1	0/1	0/1	0/1	0/1	0/1	0/1	0/1	0/1	0/1
	Intestinal protozoa	Microscopy	0/1	0/1	0/1	0/1	0/1	0/1	0/1	0/1	0/1	0/1	0/1
	Pinworms	Microscopy	0/1	0/1	0/1	0/1	0/1	0/1	0/1	0/1	0/1	0/1	0/1
	<i>Helicobacter bilis</i>	PCR	0/1	0/1	0/1	0/1	0/1	0/1	0/1	0/1	0/1	0/1	0/1
	<i>Helicobacter hepaticus</i>	PCR	0/1	0/1	0/1	0/1	0/1	0/1	0/1	0/1	0/1	0/1	0/1
C	<i>Pseudomonas aeruginosa</i>	Cultivation	0/1	0/1	0/1	0/1	0/1	0/1	0/1	0/1	0/1	0/1	0/1
Gross lesion			0/1	0/1	0/1	0/1	0/1	0/1	0/1	0/1	0/1	0/1	0/1

\* Formerly known as "CAR bacillus"

**RIKEN BioResource Research Center**  
 Experimental Animal Division  
 3-1-1 Koyadai, Tsukuba, Ibaraki, 305-0074, JAPAN  
 Phone: +81-29-836-5264 FAX: +81-29-836-9010



Fumio Ike, Ph.D.

# HEALTH REPORT

3/5

Facility: RIKEN BRC Experimental Animal Division

Testdate: April 15, 2019

Examination No: 19002

Class	Pathogens	Methods	Sentinel Animals: BALB/cA-nu/+ ♀									
			3-B-I	3-B-J	3-B-K	3-B-L	3-C-A	3-C-B	3-C-C	3-C-D	3-C-E	3-C-F
A	Mouse hepatitis virus	Serology	0/1	0/1	0/1	0/1	0/1	0/1	0/1	0/1	0/1	0/1
	Sendai virus	Serology	0/1	0/1	0/1	0/1	0/1	0/1	0/1	0/1	0/1	0/1
	<i>Clostridium piliforme</i>	Serology	0/1	0/1	0/1	0/1	0/1	0/1	0/1	0/1	0/1	0/1
	Hantaan virus	Serology	0/1	0/1	0/1	0/1	0/1	0/1	0/1	0/1	0/1	0/1
	Ectromelia virus	Serology	0/1	0/1	0/1	0/1	0/1	0/1	0/1	0/1	0/1	0/1
	Lymphocytic choriomeningitis virus	Serology	0/1	0/1	0/1	0/1	0/1	0/1	0/1	0/1	0/1	0/1
	<i>Mycoplasma pulmonis</i>	Serology	0/1	0/1	0/1	0/1	0/1	0/1	0/1	0/1	0/1	0/1
Cultivation		0/1	0/1	0/1	0/1	0/1	0/1	0/1	0/1	0/1	0/1	
A/B	<i>Salmonella</i> spp.	Cultivation	0/1	0/1	0/1	0/1	0/1	0/1	0/1	0/1	0/1	0/1
B	<i>Citrobacter rodentium</i>	Cultivation	0/1	0/1	0/1	0/1	0/1	0/1	0/1	0/1	0/1	0/1
	<i>Corynebacterium kutscheri</i>	Cultivation	0/1	0/1	0/1	0/1	0/1	0/1	0/1	0/1	0/1	0/1
	<i>Pasteurella pneumotropica</i>	Cultivation	0/1	0/1	0/1	0/1	0/1	0/1	0/1	0/1	0/1	0/1
	Dermatophytes	Cultivation	0/1	0/1	0/1	0/1	0/1	0/1	0/1	0/1	0/1	0/1
	<i>Filobacterium rodentium</i> *	Serology	0/1	0/1	0/1	0/1	0/1	0/1	0/1	0/1	0/1	0/1
	Ectoparasites	Microscopy	0/1	0/1	0/1	0/1	0/1	0/1	0/1	0/1	0/1	0/1
	Intestinal protozoa	Microscopy	0/1	0/1	0/1	0/1	0/1	0/1	0/1	0/1	0/1	0/1
	Pinworms	Microscopy	0/1	0/1	0/1	0/1	0/1	0/1	0/1	0/1	0/1	0/1
	<i>Helicobacter bilis</i>	PCR	0/1	0/1	0/1	0/1	0/1	0/1	0/1	0/1	0/1	0/1
	<i>Helicobacter hepaticus</i>	PCR	0/1	0/1	0/1	0/1	0/1	0/1	0/1	0/1	0/1	0/1
C	<i>Pseudomonas aeruginosa</i>	Cultivation	0/1	0/1	0/1	0/1	0/1	0/1	0/1	0/1	0/1	0/1
	Gross lesion		0/1	0/1	0/1	0/1	0/1	0/1	0/1	0/1	0/1	0/1


\* Formerly known as "CAR bacillus"

**RIKEN BioResource Research Center**

Experimental Animal Division

3-1-1 Koyadai, Tsukuba, Ibaraki, 305-0074, JAPAN

Phone: +81-29-836-5264 FAX: +81-29-836-9010



Fumio Ike, Ph.D.

# HEALTH REPORT

4/5

Facility: RIKEN BRC Experimental Animal Division

Testdate: April 15, 2019

Examination No: 19002

Class	Pathogens	Methods	Sentinel Animals: BALB/cA-nu/+ ♀									
			3-C-G	3-C-H	3-C-I	3-C-J	3-C-K	3-C-L	3-D-A	3-D-B	3-D-C	3-D-D
A	Mouse hepatitis virus	Serology	0/1	0/1	0/1	0/1	0/1	0/1	0/1	0/1	0/1	0/1
	Sendai virus	Serology	0/1	0/1	0/1	0/1	0/1	0/1	0/1	0/1	0/1	0/1
	<i>Clostridium piliforme</i>	Serology	0/1	0/1	0/1	0/1	0/1	0/1	0/1	0/1	0/1	0/1
	Hantaan virus	Serology	0/1	0/1	0/1	0/1	0/1	0/1	0/1	0/1	0/1	0/1
	Ectromelia virus	Serology	0/1	0/1	0/1	0/1	0/1	0/1	0/1	0/1	0/1	0/1
	Lymphocytic choriomeningitis virus	Serology	0/1	0/1	0/1	0/1	0/1	0/1	0/1	0/1	0/1	0/1
	<i>Mycoplasma pulmonis</i>	Serology	0/1	0/1	0/1	0/1	0/1	0/1	0/1	0/1	0/1	0/1
Cultivation		0/1	0/1	0/1	0/1	0/1	0/1	0/1	0/1	0/1	0/1	
A/B	<i>Salmonella</i> spp.	Cultivation	0/1	0/1	0/1	0/1	0/1	0/1	0/1	0/1	0/1	0/1
B	<i>Citrobacter rodentium</i>	Cultivation	0/1	0/1	0/1	0/1	0/1	0/1	0/1	0/1	0/1	0/1
	<i>Corynebacterium kutscheri</i>	Cultivation	0/1	0/1	0/1	0/1	0/1	0/1	0/1	0/1	0/1	0/1
	<i>Pasteurella pneumotropica</i>	Cultivation	0/1	0/1	0/1	0/1	0/1	0/1	0/1	0/1	0/1	0/1
	Dermatophytes	Cultivation	0/1	0/1	0/1	0/1	0/1	0/1	0/1	0/1	0/1	0/1
	<i>Filobacterium rodentium</i> *	Serology	0/1	0/1	0/1	0/1	0/1	0/1	0/1	0/1	0/1	0/1
	Ectoparasites	Microscopy	0/1	0/1	0/1	0/1	0/1	0/1	0/1	0/1	0/1	0/1
	Intestinal protozoa	Microscopy	0/1	0/1	0/1	0/1	0/1	0/1	0/1	0/1	0/1	0/1
	Pinworms	Microscopy	0/1	0/1	0/1	0/1	0/1	0/1	0/1	0/1	0/1	0/1
	<i>Helicobacter bilis</i>	PCR	0/1	0/1	0/1	0/1	0/1	0/1	0/1	0/1	0/1	0/1
	<i>Helicobacter hepaticus</i>	PCR	0/1	0/1	0/1	0/1	0/1	0/1	0/1	0/1	0/1	0/1
C	<i>Pseudomonas aeruginosa</i>	Cultivation	0/1	0/1	0/1	0/1	0/1	0/1	0/1	0/1	0/1	0/1
	Gross lesion		0/1	0/1	0/1	0/1	0/1	0/1	0/1	0/1	0/1	0/1

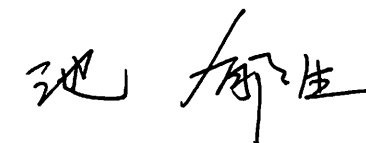
\* Formerly known as "CAR bacillus"

**RIKEN BioResource Research Center**

Experimental Animal Division

3-1-1 Koyadai, Tsukuba, Ibaraki, 305-0074, JAPAN

Phone: +81-29-836-5264 FAX: +81-29-836-9010



Fumio Ike, Ph.D.

# HEALTH REPORT

5/5

Facility: RIKEN BRC Experimental Animal Division

Testdate: April 15, 2019

Examination No: 19002

Class	Pathogens	Methods	Sentinel Animals: BALB/cA-nu/+ ♀										
			3-D-E	3-D-F	3-D-G	3-D-H	3-D-I	3-D-J	3-D-K	3-D-L			
A	Mouse hepatitis virus	Serology	0/1	0/1	0/1	0/1	0/1	0/1	0/1	0/1	0/1		
	Sendai virus	Serology	0/1	0/1	0/1	0/1	0/1	0/1	0/1	0/1	0/1		
	<i>Clostridium piliforme</i>	Serology	0/1	0/1	0/1	0/1	0/1	0/1	0/1	0/1	0/1		
	Hantaan virus	Serology	0/1	0/1	0/1	0/1	0/1	0/1	0/1	0/1	0/1		
	Ectromelia virus	Serology	0/1	0/1	0/1	0/1	0/1	0/1	0/1	0/1	0/1		
	Lymphocytic choriomeningitis virus	Serology	0/1	0/1	0/1	0/1	0/1	0/1	0/1	0/1	0/1		
	<i>Mycoplasma pulmonis</i>	Serology	0/1	0/1	0/1	0/1	0/1	0/1	0/1	0/1	0/1		
Cultivation		0/1	0/1	0/1	0/1	0/1	0/1	0/1	0/1	0/1			
A/B	<i>Salmonella</i> spp.	Cultivation	0/1	0/1	0/1	0/1	0/1	0/1	0/1	0/1	0/1		
B	<i>Citrobacter rodentium</i>	Cultivation	0/1	0/1	0/1	0/1	0/1	0/1	0/1	0/1	0/1		
	<i>Corynebacterium kutscheri</i>	Cultivation	0/1	0/1	0/1	0/1	0/1	0/1	0/1	0/1	0/1		
	<i>Pasteurella pneumotropica</i>	Cultivation	0/1	0/1	0/1	0/1	0/1	0/1	0/1	0/1	0/1		
	Dermatophytes	Cultivation	0/1	0/1	0/1	0/1	0/1	0/1	0/1	0/1	0/1		
	<i>Filobacterium rodentium</i> *	Serology	0/1	0/1	0/1	0/1	0/1	0/1	0/1	0/1	0/1		
	Ectoparasites	Microscopy	0/1	0/1	0/1	0/1	0/1	0/1	0/1	0/1	0/1		
	Intestinal protozoa	Microscopy	0/1	0/1	0/1	0/1	0/1	0/1	0/1	0/1	0/1		
	Pinworms	Microscopy	0/1	0/1	0/1	0/1	0/1	0/1	0/1	0/1	0/1		
	<i>Helicobacter bilis</i>	PCR	0/1	0/1	0/1	0/1	0/1	0/1	0/1	0/1	0/1		
	<i>Helicobacter hepaticus</i>	PCR	0/1	0/1	0/1	0/1	0/1	0/1	0/1	0/1	0/1		
C	<i>Pseudomonas aeruginosa</i>	Cultivation	0/1	0/1	0/1	0/1	0/1	0/1	0/1	0/1	0/1		
	Gross lesion		0/1	0/1	0/1	0/1	0/1	0/1	0/1	0/1	0/1		

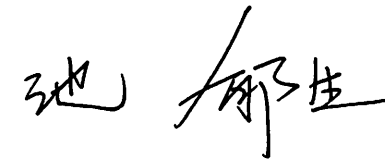
\* Formerly known as "CAR bacillus"

**RIKEN BioResource Research Center**

Experimental Animal Division

3-1-1 Koyadai, Tsukuba, Ibaraki, 305-0074, JAPAN

Phone: +81-29-836-5264 FAX: +81-29-836-9010



Fumio Ike, Ph.D.